

















AMPLIFI™

COMPATIBILITY GUIDE

	 AFI-R	 AFI-HD	 AFIG	 AFI-INS	 AFI-INS-R	 AFI-RT	 AFI-T	 AFI-P-HD
 AFI-R	✓	✓	✓	✓	✓	✓	✓	✓
 AFI-HD	✓	✗	✗	✗	✓	✓ ¹	✓	✓
 AFIG	✓	✗	✗	✗	✓	✓ ¹	✗	✓
 AFI-INS	✓	✗	✗	✗	✓	✓ ¹	✓	✓
 AFI-INS-R	✓	✓	✓	✓	✓	✓	✓	✓
 AFI-RT	✓	✓ ¹	✓ ¹	✓ ¹	✓	✓ ¹	✓	✓
 AFI-P-HD	✓	✓	✓	✓	✓	✓	✗	✓
 Third-Party Router	✓ ²	✓ ²	✓ ²	✓ ²	✓ ²	✓ ²	✗	✓

1 - Teleport will have to be unpaired from the router before adding to existing hardware
 2 - Bridge mode may need to be enabled on AmpliFi